

SLIMLINE BROCHURE

June 2018



Jovo Tanks

THE PERFECT SELECTION

THE 750L JOJO SLIMLINE™ IS AVAILABLE IN THE FOLLOWING OPTIONS:

01 RAINWATER HARVESTING TANK

Fitted with:

- Inlet/Overflow - 40mm Female Fitting
- Outlet - 40mm Water Fitting
- Additional 20mm fitting for a tap
- Brass tap
- Stainless Steel Mesh/Tank Screen Fitted underneath the tank lid to assist in keeping out smaller debris and insects.

02 STANDARD TANK

Fitted with:

- Inlet/Overflow - 40mm Female Fitting
- Outlet - 40 mm Water Fitting

The **Standard tank** is ideal to use in addition to the **Rainwater tank** to increase storage capacity or alternatively as a **storage tank** during water shedding.

03 PUMP READY TANK

Fitted with:

- 3 x 40mm Outlets at the bottom of the tank
- 2 x 40mm Thumb Plugs
- At the top of the tank:
 - Accessory Adaptor
 - Inlet - 20mm 2-way Fitting
 - 20mm Float Valve
 - Overflow - 40mm Female Fitting

The **Slimline™ Pump Ready Tanks** are pre-fitted with a float valve, accessory adaptor and 3 x 40mm outlets. For a complete package, combine with a **Booster Pump** and a **Pump to Tank Connector Kit** (available separately).

750L SLIMLINE RANGE

A SLIMLINE FOR YOUR EVERY NEED



750L Slimline™ Rainwater Tank in Wintergrass

750L Slimline™ Standard Tank in Wintergrass

750L Slimline™ Pump Ready Tank in Wintergrass

DIMENSIONS

DIAMETER	HEIGHT	LID
760mm	1850mm	480mm Clip-on Lid

With an application for every scenario, the **Slimline™** is the perfect solution and the first step to becoming water smart.

Standard



Alternative



JoJo Tanks

1000L SLIMLINE™ TANK

THE SAME SLIM DESIGN NOW WITH INCREASED STORAGE CAPACITY

The all new 1000L JoJo Slimline™ is the ideal choice when space is limited and can easily be installed in and around corners and down narrow walkways.

Water storing capacity can be increased by simply connecting a few Slimline™ tanks in series. The 1000L Slimline™ is available as a **Standard, Rainwater and Pump Ready Tank.**

DIMENSIONS

DIAMETER 840mm	HEIGHT 2 060mm	CLIP-ON LID 480mm
INLET 40mm Female Fitting	OVERFLOW 40mm Female Fitting	OUTLET 40mm Water Fitting



1000L Slimline™ Standard Tank in Wintergrass

Standard



Alternative



2500L MULTISLIM™ TANK

THE PERFECT SOLUTION FOR STORAGE WHEN SPACE IS LIMITED



2500L MultiSlim™ Tank in Wintergrass

Note: Fittings / Accessories differ for the three formats of the MultiSlim tank. For detailed fittings on each please refer to our website at www.jojo tanks.co.za

The MultiSlim's contemporary design is the perfect option for urban consumers with its distinctly modern appearance and wide range of colours to match the style of your home.

The MultiSlim™ is the ideal solution for increased water storage capacity whilst still saving valuable space. Available as a **Rainwater and Pump Ready Tank.**

Standard



DIMENSIONS

LENGTH

2 500mm

WIDTH

760mm

HEIGHT

1 960mm

SCREW-ON LIDS

2 x 450mm

SLIMLINE COLOUR RANGE*



Wintergrass Khaki Brown Stormy Sky Sandstone**

**Available with 10% premium

STOCK & NON-STOCK ICONS



This icon indicates that a product is carried in stock with a **7 calendar day** lead time, subject to delivery constraints.



This icon denotes a product that is non-stock i.e. made to order and has a **14 calendar day** lead time, subject to delivery constraints.

JoJo Tanks

OUR DIY PUMP RANGE


NEW ADVANCED
TECHNOLOGY



01

PUMP & TANK CONNECTOR KIT

All-in-one water pressure booster unit. A pump and tank connector kit that fits seamlessly onto your water tank to provide you with a pressured water feed.



PUMP & TANK CONNECTOR KIT INCLUDES:

- | | |
|---|--------------------------|
| A 40/25mm Reducer | F Pump |
| B 25mm Barrel Nipple | G Pressure Control Valve |
| C 2 x 25mm Ball Valves | H 20mm Accessory Adaptor |
| D 2 x 25mm Polyprop Male Couplers | I 25/20mm Reducing Bush |
| E Flexible Hose Assembly
Hose + 2 x Female Polyprop Couplers | |

SEAMLESSLY CONNECT THE UNIT TO A VARIETY OF JOJO TANKS



All connections and fittings from tank to pump should not be less than 25mm
Unit intended for clean water usage only

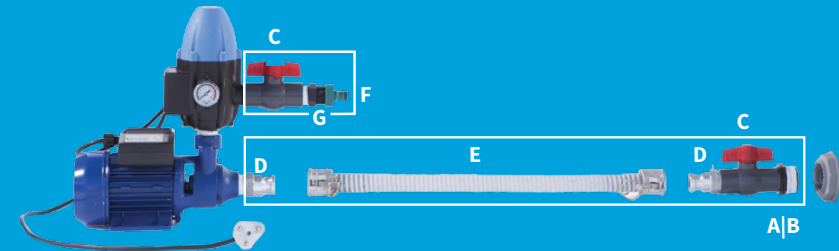


Tank Excluded
Tank to be bought separately

02

PUMP TO TANK CONNECTOR KIT

An all-inclusive kit allowing seamless connection from tank to pump.



PUMP TO TANK CONNECTOR KIT INCLUDES:

- | | |
|-----------------------------------|---|
| A 40/25mm Reducer | E Flexible Hose Assembly
Hose + 2 x Female Polyprop Couplers |
| B 25mm Barrel Nipple | F 20mm Accessory Adaptor |
| C 2 x 25mm Ball Valves | G 25/20mm Reducing Bush |
| D 2 x 25mm Polyprop Male Couplers | |

03

BOOSTER PUMP

Water pressure Booster Pump designed for boosting clean household water. It provides strong and reliable water pressure while using minimal energy.

CLASS LEADING PERFORMANCE & DESIGN

- 4 Bar Pressure
- 40L/Min Flow
- 0.37kW
- Brass Impeller/Liner
- Stainless Shaft
- Dry running protection



RAINWATER HARVESTING



THE BENEFITS

- Reduces reliance on regulated water and can be used during water outages.
- It is simple, easy and offers the advantage of being self-sufficient.
- It greens your home and reduces your carbon footprint.



LET NATURE DO THE WORK

Harvest Rainwater free from the sky and use it to water the garden, do the laundry, wash the car and top up the pool. Just think of the reduction in the water bill when using rainwater for daily household chores. But, more than saving money, your investment in a JoJo rainwater harvesting tank makes you a steward of water, not just a consumer.



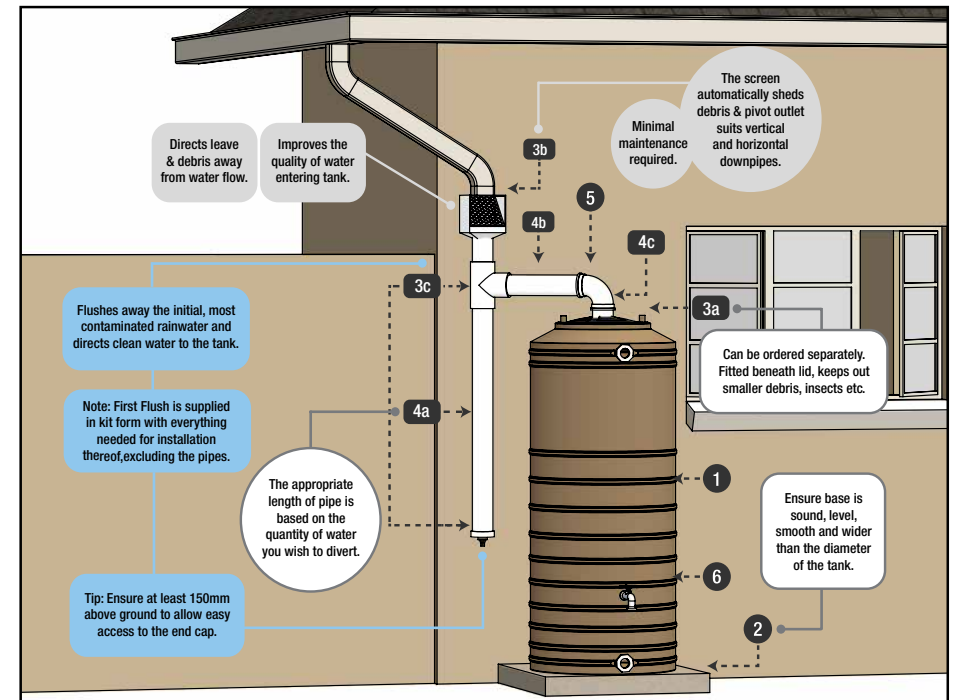
URBAN SAVVY

Urban dwellers love the **JoJo Slimline™ Range**. The streamlined dimensions make the range the ideal choice when space is limited and the tanks can easily be installed in and around corners and down narrow walkways.

Water storing capacity can be increased by simply connecting a few Slimline™ tanks in series.

JoJo Tanks

BASIC INSTALLATION



COMPONENTS REQUIRED FOR INSTALLATION

1 TANK

Standard tank fittings (inlet/overflow & outlet) are included in the price.

2 BASE / PLINTH

3 PRE-FILTRATION

- 3a Mesh / Tank Screen - beneath lid
- 3b Rainhead i.e. Leaf Eater
- 3c First Flush Diverter

4 PIPES - 3 X 110MM SV PIPES

- 4a From bottom of T-junction to slow release control valve
- 4b From side of T-junction to elbow
- 4c From elbow through lid into tank

5 ELBOW - 110MM

6 TAP - 20MM

Standard accessory with the Slimline Rainwater tank. Excluded from the Buffer/Pump Ready tanks.

FINISHING TOUCHES

PROPER INSTALLATION IS REQUIRED TO PROLONG THE LIFE OF ANY SYSTEM

FOUNDATION

- Tanks must be installed on sound, level and smooth surface.
- Level paving will suffice, or a properly designed tank stand. Alternatively a plinth needs to be built, ideally with a concrete surface bed at least 85 mm thick.
- The base should be at least 100mm wider than the diameter of the tank.

PRE-FILTRATION

Pre-filtration is a worthwhile addition to any rainwater harvesting system as it improves the quality of water entering the tank. Selections will vary based on preference, as well as what the water will be used for.

Pre-filtration Options Include:

- **Mesh / Tank Screen**
Helps remove smaller debris and insects.
- **Leaf Eater**
Directs leaves and debris away from the flow of water.
- **First Flush Diverter**
Flushes away the initial most contaminated rainwater.

OVERFLOW

It is recommended to use overflow run-off wisely. The advised solution would be to install an additional elbow and pipe to the overflow and route to a suitable/required area to ensure no water goes to waste.

The JoJo Tanks website www.jojotanks.co.za contains advice and tips on the correct installation process - perfect for the DIY enthusiasts. If you'd prefer to leave the installation to the professionals, go to the **JoJo Tanks Recommended Installers** tab for a JoJo-trained Installer near you.

MAINTENANCE

- **Rooftops** - Should be cleaned regularly to avoid contamination of the runoff. Dust, leaves, animal excrement and dead insects accumulate on the roof during dry weather. It is therefore important to ensure that the roof is cleaned before the rainy season starts, followed by a monthly check to keep it clean.
- **Overhanging Branches** - See to it that branches overhanging the roof are regularly trimmed back.
- **Gutters** - Ensure that the gutters are free from leaves. It is a good idea to consider installing gutter mesh.
- **Pre-Filtration** - Regularly check the pre-filtration device(s) to ensure that it is free from leaves and that rainwater is able to pass through.
- **First Flush Diverter** - If a First Flush Diverter is installed, check and clean it out on a monthly basis. Ensure that the diverter is dripping out sufficiently in order to reset the system.
- **Keeping your tank clean** - Inspect the inside of your tank every 3 months to make sure that leaf litter has not built up at the bottom of the tank. A properly designed system should not allow leaves and other material to enter the tank.
- **Water Quality** - Remember that water collected from your roof will not be clean. If you intend to use the rainwater for drinking purposes, consult an installer with experience in installing water filtration systems. For irrigation purposes, however, this water is ideal.

For more information on Rainwater Harvesting Systems, as well as detailed installation instructions, refer to our **Water Storage Solutions** section on our website at www.jojotanks.co.za

QUALITY GUARANTEE



All JoJo tanks are made from the best quality virgin food grade materials, are UV Resistant, BPA free and carry an 10-year guarantee.

Our high quality polyethylene products are perfectly suited to the numerous requirements and applications. Our specialist manufacturing practices and expertise guarantee quality, durability, innovation and customised solutions.



CONTACT US

NATIONAL SUPPORT
HEAD OFFICE
SHARED SERVICE CENTRE
CAMPERDOWN
EAST LONDON
GLENCOE
HOPETOWN
PRETORIA
UITENHAGE
WORCESTER
BULAWAYO



PHONE

+27 (0) 861 JOJOSA
+27 (0) 13 262 7900
+27 (0) 11 695 8300
+27 (0) 31 785 2962
+27 (0) 43 745 0028
+27 (0) 34 393 2807
+27 (0) 53 203 8095
+27 (0) 12 802 1214/5
+27 (0) 41 922 4248
+27 (0) 23 347 6533
+263 9880 260



EMAIL

sales@jojotanks.co.za
productinfo@jojotanks.co.za
cam@jojotanks.co.za
ecsales@jojotanks.co.za
glenadmin@jojotanks.co.za
ncsales@jojotanks.co.za
ptasales@jojotanks.co.za
pesales@jojotanks.co.za
worsales@jojotanks.co.za
bulawayo@jojotanks.co.za



www.jojotanks.co.za



[JoJoTanksSaveWater](https://www.facebook.com/JoJoTanksSaveWater)



[@JoJo_Tanks](https://twitter.com/JoJo_Tanks)

JoJo Tanks